

SIRS Discoverer • Student Workbook



Elementary Edition

SIRS and SIRS Discoverer are registered trademarks of SIRS Publishing, Inc.
© 2003 SIRS Publishing, Inc.
All rights reserved.

The World Almanac for Kids® 2003.
Copyright © 2002 by World Almanac Education Group, Inc.
The World Almanac and *The World Almanac for Kids* are
registered trademarks of World Almanac Education Group, Inc.
Funk & Wagnalls and F & W are registered trademarks of World Almanac Education Group, Inc.

Merriam-Webster® Dictionary and Thesaurus
Copyright © 2000 by Merriam-Webster, Incorporated.
All rights reserved.

SIRS Publishing, Inc.
P.O. Box 272348 • Boca Raton, FL 33427-2348
www.sirs.com



SIRS Discoverer • Student Workbook

Elementary Edition

Table of Contents

Worksheet One	Introduction to Discoverer
Worksheet Two	Graphics

Subject Tree Worksheets

Worksheet Three	Subject Tree Categories
Worksheet Four	Subject Tree Categories
Worksheet Five	Subject Tree Categories
Worksheet Six	Subject Tree Branches
Worksheet Seven	Subject Tree Branches
Worksheet Eight	Subject Tree Topics
Worksheet Nine	Subject Tree Topics
Worksheet Ten	Subject Tree Subtopics
Worksheet Eleven	Subject Tree Subtopics

Keyword Search Worksheets

Worksheet Twelve	Key Words
Worksheet Thirteen	Key Words
Worksheet Fourteen	Keyword Match
Worksheet Fifteen	Keyword Scramble
Worksheet Sixteen	Keyword Searches

Subject Headings Search Worksheets

Worksheet Seventeen	Subject Headings Search
Worksheet Eighteen	Subject Headings Search (Phrase)
Worksheet Nineteen	Subject Headings Search (Truncation)
Worksheet Twenty	Subject Headings Search (Cross References)

Dictionary and Thesaurus Worksheets

Worksheet Twenty-One	Dictionary Definitions
Worksheet Twenty-Two	Using the Thesaurus

Summary & Source Information Worksheet

Worksheet Twenty-Three	Summary & Source Information
------------------------------	------------------------------

Almanac and Encyclopedia Worksheets

Worksheet Twenty-Four	Using the Almanac (Table of Contents)
Worksheet Twenty-Five	Using the Almanac (Keyword Search)
Worksheet Twenty-Six	Using the Encyclopedia (Text Search)

Introduction to Discoverer: Worksheet One

Name: _____ Date: _____

Help Discoverer learn where to look for information.



1. Which button would you click if you wanted to find articles by typing a key word?
 - ☐ Subject Tree Search
 - ☐ Keyword/Natural Language Search
 - ☐ Subject Headings Search
 - ☐ Current Events
2. Where would you look if you wanted to find articles by seeing a tree of subject categories?
 - ☐ Encyclopedia
 - ☐ World Almanac for Kids
 - ☐ Subject Tree
 - ☐ Subject Headings Search
3. Which button would you click to find articles by typing a subject heading?
 - ☐ Spotlight of the Month
 - ☐ Subject Headings Search
 - ☐ Keyword Search
 - ☐ Encyclopedia
4. Which icon would you click to look for information in an encyclopedia?
 - ☐ Encyclopedia
 - ☐ World Almanac for Kids
 - ☐ Keyword Search
 - ☐ Current Events
5. Which icon would you click to find articles in an almanac?
 - ☐ Subject Tree Search
 - ☐ Spotlight of the Month
 - ☐ Subject Tree Search
 - ☐ World Almanac for Kids

Graphics: Worksheet Two

Name: _____ Date: _____

Help Discoverer find graphics for some articles.

1. From the home page, select Subject Tree Search.



Click on COUNTRIES.



2. Select UNITED STATES, then Country Facts: state profiles.

3. Then scroll down to choose a state and open it.

4. To see the graphics that go with the article, click on the camera. 📷 means a photo, illustration, or map.

5. Click on the last thumbnail graphic to see a full-size view of the Symbols for your state. The scroll buttons on the right side may be used to move up or down the page.

6. To see the next graphic, click the Back button.

7. Click on the second thumbnail to see a full-size view of the State and Flag graphic. Again, use the scroll buttons to move up and down.

8. To see the map, click on the Back button. Then click on the thumbnail of the Map graphic for a full-size view of the map. Find the State capital. (Hint: Look for the star.)

9. The scroll buttons at the bottom and right side may be used to look up, down or from side to side. Write the capital and state.

10. Click on the Subject Tree Search at the bottom of the page to practice these steps by choosing different states. Write the states and capitals you find on these lines.

Subject Tree Categories: Worksheet Three

Name: _____ Date: _____

Help Discoverer find information about many interesting subjects.



1. Select the category where you will find information about teeth.

- ☐ Sports ☐ Health & Human Body ☐ Environment

2. Select the category where you will find information about George Washington.

- ☐ Notable People ☐ Arts ☐ Science

3. Select the category where you will find information about basketball.

- ☐ Technology ☐ History & Government ☐ Sports

4. Select the category where you will find information about rain forests.

- ☐ Animals ☐ Environment ☐ Personal Growth

Subject Tree Categories: Worksheet Four

Name: _____ Date: _____

Help Discoverer find information about many interesting subjects.

Look at the 15 Subject Tree categories on the SIRS Discoverer Subject Tree Search window.



1. Write at least one Subject Tree category that might have information about **monkeys**.

2. Write at least one Subject Tree category that might have information about the history of **Africa**.

3. Write at least one Subject Tree category that might have information about **violence and crime**.

4. Write at least one Subject Tree category that might have information about **smoking tobacco**.

5. Write at least one Subject Tree category that might have information about **friendships**.

Subject Tree Categories: Worksheet Five

Name: _____ Date: _____

1. Think of a research subject that you want to learn more about and write it below.

2. Looking at the Subject Tree categories in the Articles database, select the ones that you think might have the information you want.



- | | | | | |
|---------------------------------------|---|--|-----------------------------------|---------------------------------------|
| <input type="radio"/> Animals | <input type="radio"/> Arts | <input type="radio"/> Countries | <input type="radio"/> Cultures | <input type="radio"/> Drugs & Alcohol |
| <input type="radio"/> Environment | <input type="radio"/> Health & Human Body | <input type="radio"/> History & Government | <input type="radio"/> Kids Corner | <input type="radio"/> Notable People |
| <input type="radio"/> Personal Growth | <input type="radio"/> Science | <input type="radio"/> Social Issues | <input type="radio"/> Sports | <input type="radio"/> Technology |

CHALLENGE: Choose one of your selected categories and list other topics you might find there.

Subject Tree Branches: Worksheet Six

Name: _____ Date: _____

Help Discoverer find information about birds.



1. Circle the **CATEGORY** that might have information about birds.



2. Select the **TOPIC** below that might have information about birds.

< Animals

- ☐ > Animal Rights
- ☐ > Animals As Entertainers
- ☐ > Behavior
- ☐ > Birds

3. Select the **SUBTOPIC** that might have information about buzzards.

< Animals: Birds

- ☐ > Blue Jays
- ☐ > Blue Birds
- ☐ > Buzzards
- ☐ > Canaries

4. *Buzzards* is one **SUBTOPIC** that lists articles about buzzards. Select the title of the article that may have information about buzzard migration habits.

< Animals: Birds: buzzards

- ☐ ☒ The Buzz on Buzzards: Ohio Birds Are a Sign of Spring
Yak's Corner ; Feb. 28, 2002; 3K.
- ☐ ☒ Why Is the Buzzard So Important?
Boys' Quest ; Oct./Nov. 2001; 3K.

Subject Tree Branches: Worksheet Seven

Name: _____ Date: _____

Help Discoverer find an article about a sports figure by using the Subject Tree.



1 Write one **category** that might have information about a sports figure.

2. Write one **topic** that might have information about a sports figure.

_____Open that topic.

3. Write one **subtopic** that might have information about a sports figure.

_____Open that subtopic.

4. Write one **article title** that might have information about a sports figure.

CHALLENGE: Follow the steps again to find another article by making different choices.

Category: _____

Topic: _____






Subtopic: _____

Article Title: _____

Subject Tree Topics: Worksheet Eight

Name: _____ Date: _____

Select the topics that belong in these Subject Tree categories.

- | | | | | |
|-------|---|--|-----------------------------------|---------------------------------------|
| 1. |  | <input type="radio"/> dogs | <input type="radio"/> airplanes | <input type="radio"/> cats |
| | | <input type="radio"/> birds | <input type="radio"/> rockets | <input type="radio"/> fish |
| <hr/> | | | | |
| 2. |  | <input type="radio"/> artists | <input type="radio"/> monkeys | <input type="radio"/> presidents |
| | | <input type="radio"/> baseball players | <input type="radio"/> pencils | <input type="radio"/> astronauts |
| <hr/> | | | | |
| 3. |  | <input type="radio"/> snakes | <input type="radio"/> soccer | <input type="radio"/> in-line skating |
| | | <input type="radio"/> skiing | <input type="radio"/> electricity | <input type="radio"/> recycling |
| <hr/> | | | | |
| 4. |  | <input type="radio"/> basketball | <input type="radio"/> rain forest | <input type="radio"/> hurricanes |
| | | <input type="radio"/> computers | <input type="radio"/> garbage | <input type="radio"/> pollution |
| <hr/> | | | | |
| 5. |  | <input type="radio"/> experiments | <input type="radio"/> sound | <input type="radio"/> Cinderella |
| | | <input type="radio"/> painting | <input type="radio"/> planets | <input type="radio"/> ocean |

CHALLENGE: Add three more topics you might find in each Subject Tree Category on the lines below.

Subject Tree Topics: Worksheet Nine

Name: _____ Date: _____

Write three topics that you might find under each of these categories.

Example:



birds

elephants

gorillas

1.



2.




3.



4.



5.



Subject Tree Subtopics: Worksheet Ten

Name: _____ Date: _____

Select the subtopics that belong under these topics.

Example:



Birds

- ☒ ducks
- ☒ turkeys
- ☒ swans
- ☐ elephants
- ☐ worms

1.



Sports Figures

- ☐ actors
- ☐ runners
- ☐ gymnasts
- ☐ swimmers
- ☐ presidents

2.



Court Sports

- ☐ basketball
- ☐ tennis
- ☐ volleyball
- ☐ soccer
- ☐ football

3.



Disasters & Natural Disasters

- ☐ hurricanes
- ☐ recycling
- ☐ floods
- ☐ tornadoes
- ☐ desert

4.









Astronomy & Space

- ☐ trees
- ☐ oceans
- ☐ galaxies
- ☐ planets
- ☐ moon

Subject Tree Subtopics: Worksheet Eleven

Name: _____ Date: _____

Write two subtopics that belong under each of these topics.

Category	Topic	Subtopic	Subtopic
Example:			
	Mammals	elephants	giraffes
1. 	Music	_____	_____
2. 	World Cultures & Ethnic Groups	_____	_____
3. 	Parts of the Body	_____	_____
4. 	Transportation	_____	_____
5. 	Wars, Battles & Revolutions	_____	_____

Key Words: Worksheet Twelve

Name: _____ Date: _____

Help Discoverer find the best key words to unlock information about many interesting subjects.



Select three key words for each subject.

- | | | | | |
|---------------------|-----------------------------------|------------------------------------|-----------------------------------|---------------------------------|
| Dinosaurs | <input type="radio"/> extinct | <input type="radio"/> reptiles | <input type="radio"/> animals | <input type="radio"/> dinosaurs |
| Rain Forests | <input type="radio"/> endangered | <input type="radio"/> environment | <input type="radio"/> rain forest | <input type="radio"/> Brazil |
| Ballet | <input type="radio"/> ballet | <input type="radio"/> perform | <input type="radio"/> toe shoes | <input type="radio"/> music |
| Recycling | <input type="radio"/> environment | <input type="radio"/> garbage | <input type="radio"/> recycling | <input type="radio"/> plastic |
| Soccer | <input type="radio"/> sports | <input type="radio"/> soccer field | <input type="radio"/> World Cup | <input type="radio"/> ball |

Key Words: Worksheet Thirteen

Name: _____ Date: _____

Help Discoverer unlock information about many interesting subjects.



Write three key words for each subject.

Example:	School	education	school	students
	Saturn	_____	_____	_____
	Dolphins	_____	_____	_____
	Gymnastics	_____	_____	_____
	Television	_____	_____	_____
	Smoking	_____	_____	_____

CHALLENGE: Enter your key words into the Keyword Search from the main screen and find articles on these topics.

Key Words: Worksheet Fourteen

Name: _____ Date: _____

Help Discoverer match the key words with their research subjects.



Research Subject

Key Words

- | | |
|---------------------------|---|
| 1. Whales | a. martial arts, self defense, Japanese |
| 2. Opera | b. eat, China, food |
| 3. Chinese food | c. classical, singing, performance |
| 4. Drunk driving | d. dirty, ocean, pollute |
| 5. Water pollution | e. space, shuttle, rocket |
| 6. Human brain | f. mammals, ocean, big |
| 7. The American Civil War | g. friends, sharing, playing |
| 8. Astronauts | h. alcohol, drive, drink |
| 9. Friendships | i. space, night, crater |
| 10. The Moon | j. battle, United States, Abraham Lincoln |
| 11. Homelessness | k. computer, television, fun |
| 12. Karate | l. nerves, body, mind |
| 13. Video games | m. poor, shelter, street |

Keyword Scramble: Worksheet Fifteen


Name: _____ Date: _____

Help Discoverer unscramble these key words to learn about these subjects.




PETS

tacs _____
gdos _____
rdibs _____
nksase _____



BASEBALL

tipch _____
mhoe _____
fsae _____
ningin _____



FAMILY

rtborhe _____
byba _____
ohrtme _____
strise _____



SATURN

naltep _____
gnsir _____
slaro mystes _____
pacse _____

Keyword Searches: Worksheet Sixteen

Name: _____ Date: _____

Help Discoverer perform some Keyword Searches.

Select the Keyword/Natural Language Search option from the SIRS Discoverer search box.

1. Your research subject is *All about dinosaurs*.
Enter this key word: DINOSAUR.

Click Search.

How many articles did you find?

2. Your research subject is *How to protect the environment*. Enter these key words:

ENVIRONMENT **AND** PROTECT

Click Search.

How many articles did you find?

3. Your research subject is *The solar system*. Enter these key words:

SOLAR SYSTEM **AND** SUN **AND** PLANETS

Click Search.

How many articles did you find?

4. Here are some other Keyword Searches for you to try. Be sure to choose the correct linking word between them.

African American
Girls
Cats
Careers
Chinese
Heart

African American **OR** Black American
Girls **AND** Sports
Cats **OR** Dogs
Careers **AND** Science
Chinese **OR** Mexican
Heart **AND** Exercise

Girls **AND** Sports **AND** School
Cats **OR** Dogs **OR** Pets
Careers **AND** Science **NOT** Doctors
Chinese **OR** Mexican **AND** Food
Heart **AND** Exercise **OR** Sports



Subject Headings Search: Worksheet Seventeen

Name: _____ Date: _____

Help Discoverer find interesting articles using
Subject Headings Search.



1. Look at the Discoverer main menu.
Select the Subject Headings Search button in the search box.

2. Type the subject heading **Presidents** in the search box. Press enter or click on the search button.
The computer will find all the subject headings (NOT ARTICLES) that contain the word Presidents.

3. How many subject headings did you find that contain the word *Presidents*?

4. To see the list of articles, choose *Presidents* now.

5. Choose one title that interests you and open it to see the full-text article.

6. Enter the title of the article in the space provided:

CHALLENGE: Write at least one interesting new fact you found in this article.

Subject Headings Search: Worksheet Eighteen

Name: _____ Date: _____

Help Discoverer use phrases in Subject Headings Searches.

You can enter more than one word to find a subject heading.

Entering a phrase, however, will narrow your search.

A phrase must be enclosed within quotation marks.

Example: "sea turtles"



1. From the home page, select the Subject Headings Search button. Type "Sea turtles" in the box and click on the Search button. How many subject headings beginning with the phrase *Sea turtles* did you find? _____

2. Choose *Sea turtles* to view the article titles. How many articles do you see? _____

3. Choose one article that interests you and open it to view the full-text article. Enter the title below.

4. Try these other phrases. Remember to include the quotation marks.

"African American" "eating disorders" "drug abuse"

"electronic mail systems" "virtual reality" "energy conservation"

"school uniforms" "drug traffic"

5. You can try to enter your own phrases. It is important to remember that the words you type must be words actually used in the subject headings database. If they are not, then you may get this message: "There are no subject headings matching your search."

If you are having trouble finding subject headings to match your search, it may be better to search for articles using keyword searches. For the best results, try Keyword Search in all three databases: Articles, Almanac and Encyclopedia.

Subject Headings Search: Worksheet Nineteen

Name: _____ Date: _____

Truncation

Sometimes if you enter part of a word (truncation) you will find more subject headings than you would if you typed the whole word.

1. After selecting the Subject Headings button, type the word farm* in the Subject Headings Search box. (The * means that is the end of the root word.) Click on the Search button.

2. The computer has found not only subject headings that have the word farm, but also subject headings that have the words *farmer*, *farmers*, and *farming*. This is helpful if you want to find as many subject headings as possible that have to do with farming.

3. Click on the subject heading *farm life*. You may need to use the scroll down arrow to find it. How many articles did you find? _____

4. Pick an article title that interests you. Click on its title to see the full text. Write the title exactly as you see it on the screen. _____

5. Here are some other parts of words to try: smok* (smoke), ball*, environment*, work*.

CHALLENGE: From your ball* search, write a list of the different words that contain the letters "ball."

Subject Headings Search: Worksheet Twenty

Name: _____ Date: _____

Help Discoverer learn about cross references.

“See...” and “See Also...” are called cross references.
Cross references are links to other related subject headings.
From the Home page, select the Subject Headings button.



1. Type the word *Royalty* in the box. Click on the Search button.
Select the subject heading *Royalty*. No articles appear, just the cross references.

2. Click the Back button. Type the word *Presidents* in the Subject Search box and click on the Search button.

3. Open the subject heading *Presidents* to see the list of article titles. At the top of the list there are a few “See Also...” subjects. Write the first one in the space provided:

4. Click on the related subject heading *Children of presidents*.

5. Now you see a list of related article titles. How many articles did you find under *Children of presidents*?

6. Select one of these article titles. Click on the title to view the full-text article.

CHALLENGE: Read this article and write at least one new fact you learned from this article.

Dictionary Definitions: Worksheet Twenty-One

Name: _____ Date: _____

There are two ways to look up words in the dictionary, by using the copy and paste functions or by typing the word.

1. Open any article that interests you.
 2. As you read it, enter two words whose meanings you would like to know.
-

Copy and Paste

3. To copy your first word, click-and-drag on the word to highlight it in your article.
 4. Choose Edit from the pull-down menu at the top of your screen. Click on Copy.
 5. To paste the word, go to the top of the page and click on the word Dictionary. Then click in the Search Term box.
 6. Choose Edit again from the pull-down menu at the top of your screen. Click on Paste.
 7. Now click on Search to look up the definition. Write your word's definition.
-

Type

8. To type your second word, click on the word Dictionary at the top of the screen.
 9. Click in the Search Term box and type the word, then click on the Search button.
 10. Write your word's definition.
-
-

CHALLENGE: Make up a sentence for each of your new vocabulary words. _____

Using the Thesaurus: Worksheet Twenty-Two

Name: _____ Date: _____

A thesaurus expands your vocabulary when you use it to find different words that have the same meaning.

1. From any article, go to the top of the screen and click on the word Thesaurus.
2. Click in the Search Term box and type the word *great*. Click on the Search button.
3. Write how many words were found. _____
4. Write all of the synonyms and related words for the word *great*. _____

5. Write the antonym (means opposite) for the word *great*. _____

6. Click on the synonym *FAMOUS* and go to the thesaurus entry *famous*.
7. Write more words that have the same meaning as *great* and *famous*.
8. Highlight the noun EQUAL in the box and click on GO TO. Write five different words that mean EQUAL. Remember the noun EQUAL is another word for the noun LIKE. _____

Summary & Source: Worksheet Twenty-Three

Name: _____ Date: _____

Help Discoverer find the summary and source information for two articles.



1. Find an article that interests you and open it.

2. Click on the Summary and Source icon on the upper left side. Read the summary.

3. Write the following information:

TITLE: _____

AUTHOR: _____

SOURCE: _____

PUBLICATION DATE: _____

PAGE NUMBER(S): _____

4. Find another article that interests you and open it.

5. Click on the Summary and Source icon on the upper left side. Read the summary.

What would you like to know more about in this article? _____

6. Write the following information:

TITLE: _____

AUTHOR: _____

SOURCE: _____

PUBLICATION DATE: _____

PAGE NUMBER(S): _____

7. See if you can find out more about your answer to #5 (above) when you read the full-text article. What did you learn?

CHALLENGE: After reading one of these articles, write your own summary or description of this article.

Using the Almanac: Worksheet Twenty-Four

Name: _____ Date: _____

Help Discoverer find information in *The World Almanac for Kids* using the Table of Contents.



From the Home page, select *The World Almanac for Kids*.
Then select Table of Contents.

1. Which **chapter** would you choose to find information about nations?

_____ Open that chapter.

2. Which **topic** would have information about all the nations of the world?

_____ Open that topic.

3. How many nations are in the world? _____

4. View the accompanying images by clicking on the camera icon at the top of the page.

5. Find the image named Afghanistan: Flag. You may need to scroll down.

6. How many stripes does this flag have? _____

Using the Almanac: Worksheet Twenty-Five

Name: _____ Date: _____

Help Discoverer find facts in *The World Almanac for Kids* using the Keyword Search.



From the Home page select *The World Almanac for Kids*.

1. Select Keyword Search. Keyword Search will only search for words in *The World Almanac for Kids*.

2. Type the word HISTORY and click the Search button.

How many topics titles did you find? _____

3. Scroll down to find the topic that would give you information about United States history.

Write the topic in the space provided. _____

4. Select that topic and start reading the first page of the text. Answer the questions below.

5. What year did big mammoths disappear? _____

6. Which Indians lived in cliff dwellings? _____

7. Exit *The World Almanac for Kids*® by clicking on Home page at the top or bottom of the page.

CHALLENGE: Click on Keyword Search on the Home page and try the same Keyword Search. How is *The World Almanac for Kids* different from the Full-Text Articles database on SIRS Discoverer?

Using the Encyclopedia: Worksheet Twenty-Six

Name: _____ Date: _____

Help Discoverer find information in the Encyclopedia using the Text Search.



From the Home page, select Encyclopedia.

1. Click in the Text Search box. Just like in the Articles database, a key word or words can be entered to find information.
2. Type the word *deer* and click the Search button to view the article titles for *deer*.
3. Scroll down to *ELK* and open it. Look for the word *deer* within the article. It will be highlighted in bold letters each time it appears.
4. To look at the other articles from your search, click on the Back button in the toolbar at the top of your screen. Open another article and look for *Dolphin*. Practice moving from article to article as you look for the word *Dolphin*.
5. To start another keyword search, click on Encyclopedia in the choices at the bottom of the page. Then click in the Text Search box.
6. Remember when you want to narrow a search, it is helpful to use the words AND, OR and NOT. Type Fish AND Atlantic NOT Coast, then click on Search.
7. Scroll down the list to find an interesting article, then open it. Practice using the Back button to move from article to article.
8. Find the article "Ocean Perch" and answer the following question in a complete sentence. What color is an ocean perch? _____
